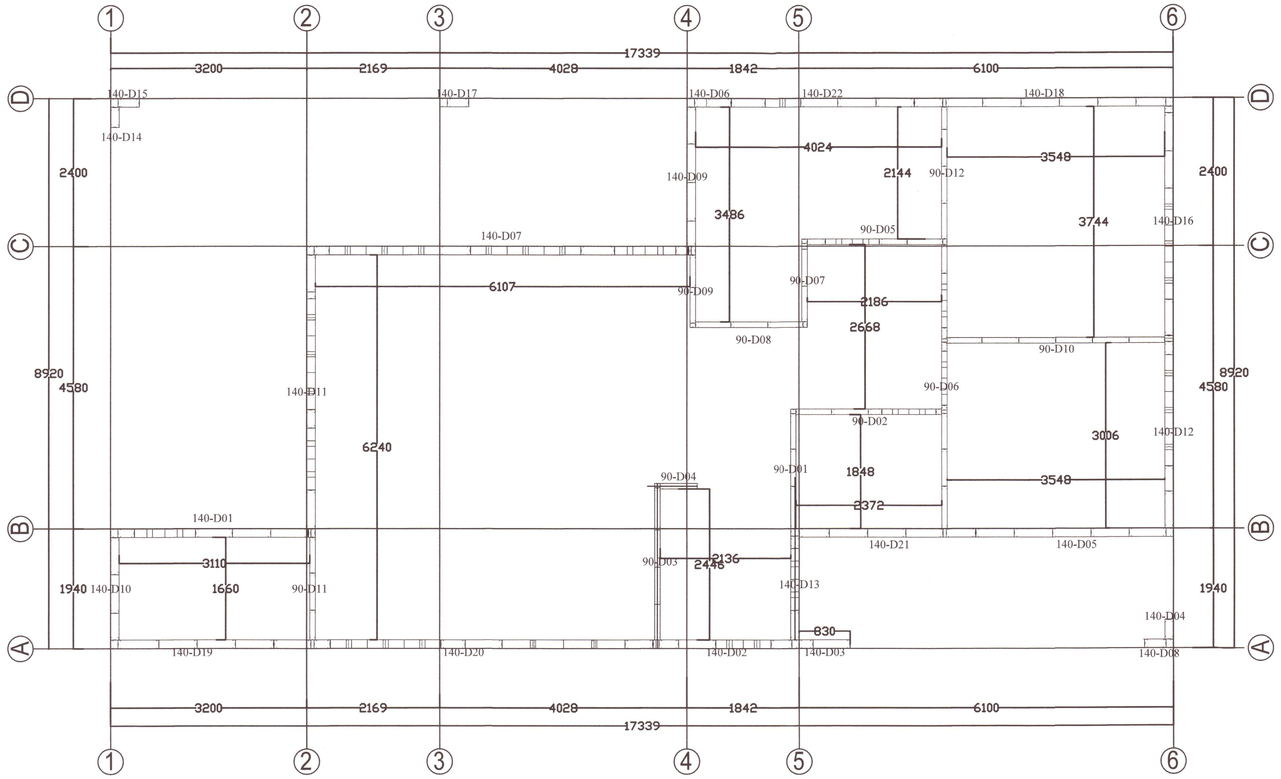

WALL PLAN(S:1/50)

INTERIOR WALL PROFILE SECTION

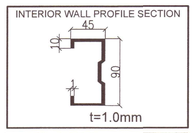

EXTERIOR WALL PROFILE SECTION

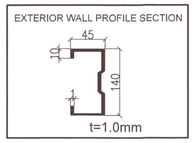

GENERAL NOTES

(UNLESS NOTED OTHERWISE)

1. DIMENSIONS ARE (mm), ELEVATIONS GIVEN AS (m)
2. COORDINATE SIZE AND LOCATION OF ALL OPENINGS, SLEEVES, DRAINES ETC. WITH ARCHITECT AND MEP DRAWINGS
3. COORDINATE ALL UNDERGROUND UTILITIES WITH ARCHITECT, CIVIL AND MEP DRAWINGS
4. CONCRETE COVER ACCORDING TO THE ENCLOSED TABLE U.N.O.
5. FOR BACKFILL NOTES SEE ARCHITECT & CIVIL DRAWINGS

MATERIAL

Cold Formed Steel:S250
Hot Rolled Steel:S235JR
Plate Steel:S235JR

Umhverfis- og tæknisvið Uppsveita
Yfirfarið
25 AUG 2021
Byggingarfulltrúi

ATHUGIÐ:
STÁLGRINDIN ER REIKNUÐ OG SMÍÐUÐ AF FRAMLEIÐANDA HÚSSINS OG YFIRFARIÐ AF NNE VERKFRÆÐISTOFU.

20212460

ÁRITUN AÐALHÖNNUÐAR Kristinn Ragnarsson kt: 120944-2669

BREYTINGAR

NR.	DAGS.	BREYTING	SÞ.
1	21.06.2021	Frumútgáfa	SAÓ

VERKFRÆÐISTOFA
NEW NORDIC ENGINEERING ehf. kt. 520914-1450
HÆÐASMÁRI 6, 201 KÓPAVOGUR
sao@nne.is, 8993577(HOÓ)/8993077(SAÓ)

SAMÞYKKT Sturlaugur Áron Ómarsson 300577-2969

VERK
Lundeyjarsund 4
Grímsnes og Grafningshreppur

TEIKNING
BURÐARVIRKI
GRUNNMYND
VEGGIR

GRUNNMYND VEGGJA
MKV. 3

MKV. 3
0 1000 2000 3000 4000 5000
1:50 (Í A1) mm

HANNAÐ	TEIKNAÐ	YFIRFARIÐ	MÆLIKVARÐI
HÓÓ	SAÓ	HÓÓ	1:50 /A1

DAGS.	VERK NR.	TEIKNING NR.	ÚTGÁFA NR.
21.06.2021	21024	B201	1

©Öll afnot og afritun teikningar, að hluta eða í heild er háð skriflegu leyfi höfunda

M:\AVR\21\21024 – Lundeyjarsund 4 – sumarhús\03 TEIKNINGAR\Burðarvi\burdur-Lundeyjarsund 4.dwg