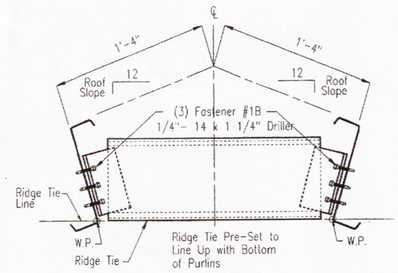

Roof slope	8" Purlin	10" Purlin	12" Purlin
1/2	RT-08 A	RT-10 A	RT-12 A
1	RT-08 B	RT-10 B	RT-12 B
2	RT-08 C	RT-10 C	RT-12 C
3	RT-08 D	RT-10 D	RT-12 D
4	RT-08 E	RT-10 E	RT-12 E

Ridge Tie Installation

NS0059B

Notice:
A minimum of 1/4" space should be allowed from the sheet end to any surface.

Remove insulation from vinyl backing. Insulation must not be exposed to weather.

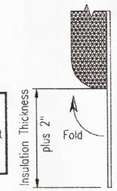

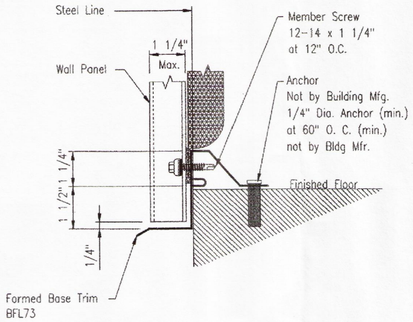

Formed Base Trim Section
w/o Panel Recess

NS0062A

EAVE TRIM (SIMPLE) (BFL19)

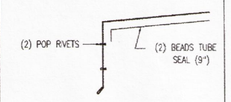

NOTE: 2" MIN. LAP

PANEL CAP TRIM (BFL271)

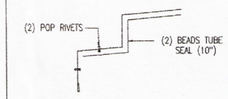

NOTE: 2" MIN. LAP

CORNER TRIM (BFL830)

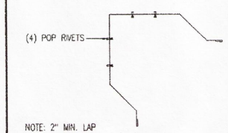

NOTE: 2" MIN. LAP

TIE-IN TRIM (BFL195)

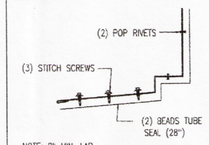

NOTE: 2" MIN. LAP

ROOF CONVERSION TRIM (BFL852)

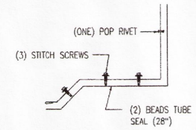

NOTE: 2" MIN. LAP

TERMINATION TRIM (BFL117-122)

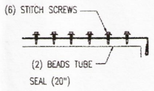

NOTE: 2" MIN. LAP

EAVE, CORNER, & TIE-IN TRIM LAPS

NS0081

Note:
Fold insulation back onto itself for compression between Eave Strut and roof panel, it must not be exposed to the weather.

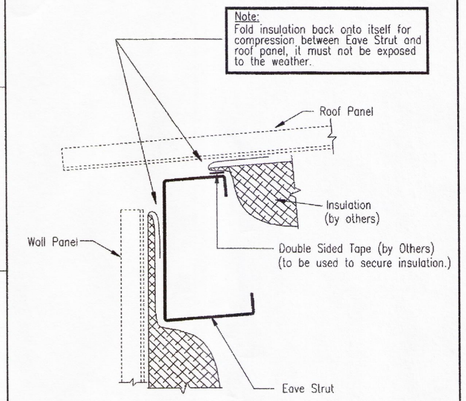

Blanket Insulation Detail at Eave

NS0094B

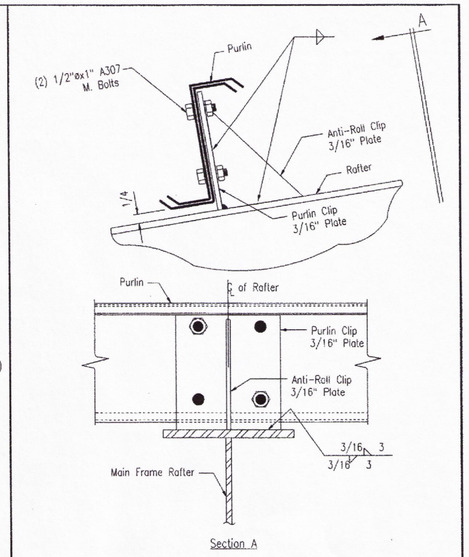

Purlin Anti-Roll Clip
(at Built-up/Hot-Rolled Rafter)

NS0099

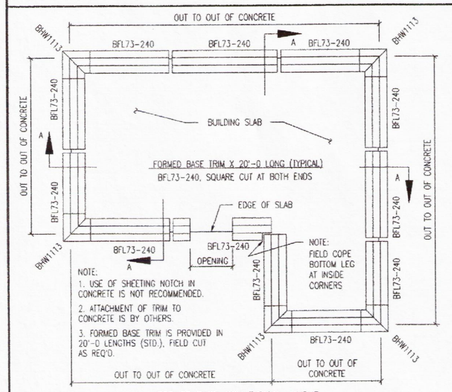

FORMED BASE TRIM TYPICAL LAYOUT

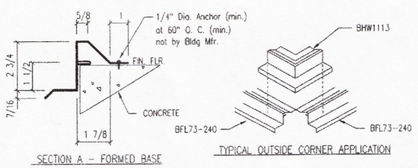

SECTION A - FORMED BASE

TYPICAL OUTSIDE CORNER APPLICATION

FORMED BASE TRIM DETAILS

NS0060

EAVE GUTTER (BFL46)

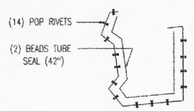

NOTE: 2" MIN. LAP

RAKE TRIM (BFL50)

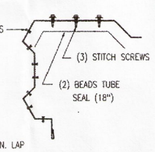

NOTE: 2" MIN. LAP

LOW SIDE EAVE TRIM (BFL58)

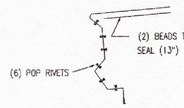

NOTE: 2" MIN. LAP

HIGH SIDE EAVE TRIM (BFL54)

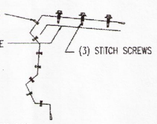

NOTE: 2" MIN. LAP

METALLIC TRIM LAPS

NS0080

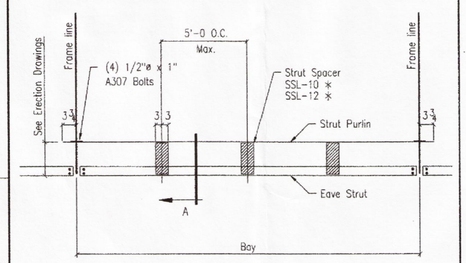

*	Roof Slope
A	1/2
B	1
C	2
D	3
E	4

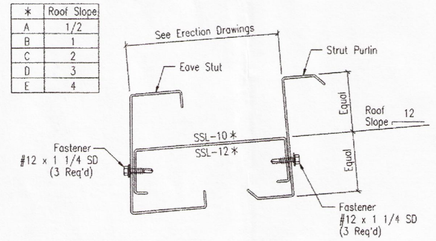

Section A

Strut Purlin
(Low Eave)

NS0085

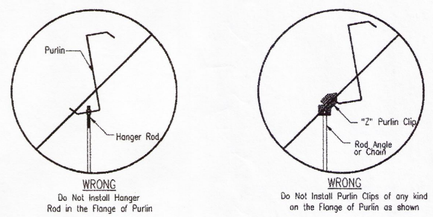

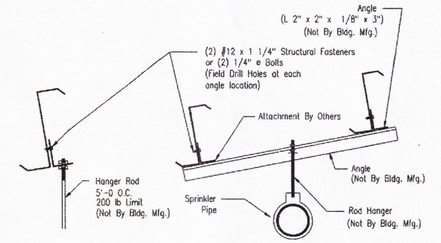

Detail at Purlin

Detail Between Purlins

Sprinkler Pipe Hanger Detail

NS0095

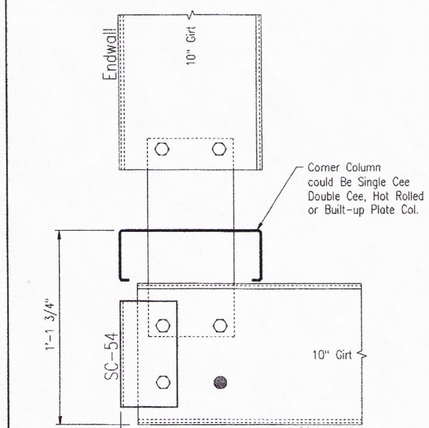

Corner Detail At Bearing Frame (Typical)
10" By-pass or Hush Sidewall and 10" Flush Endwall

NS0119A

STATE OF TEXAS
BILAL AYHAN
89537
LICENSED
PROFESSIONAL ENGINEER
JAN 0 6 2005

NOTE:
1. These drawings are intended to depict general installation of item(s) described above. Some item(s) may have been omitted for clarity of presentation. Consult your erection manual or additional S-Sheets for further guidelines and/or clarifications.

MIÐENGI, GRIMSNESI

Teikning yfirfarin og samþykkt, sbr. aðalteikn.
verk nr. 20-46 nr. B-01.01 og B-01.02

Verkfræðistofa Njarðvíkur ehf, 17. jan 2005
Magnús R. Guðmannsson MVFÍ
kt. 160443-2869

REVISIONS

NO.	DATE	DESCRIPTION	BY	CK'D
0	11/8/04	FOR CONSTRUCTION		GRG
1	12-21-04	REVISED FOR PERMIT/CONSTRUCTION	JAK	JAH

Standard Details

Customer: Texas Steel Buildings
End User: Toppurinn UK LTD
Location: Iceland

Det. By	Chk By	Date	Scale	Building ID	Job Number	Sheet Number	Issue
JAK	GRG	11/8/04	N.T.S.		0105-220179	S-3	1

Library: O:\Cad\S Drawings\Drawings\NSDrawings.dwl (Version 4.4)